



Vendor: CompTIA

Exam Code: 220-1001

Exam Name: CompTIA A+ Certification Exam: Core 1

Version: DEMO

QUESTION 1

A user reports that a laptop is not connecting to the corporate wireless network. A technician confirms with a smartphone that the corporate wireless network is available and can be accessed. The technician observes that the Ethernet connection to the corporate network is working. The technician disconnects the Ethernet cable.

Which of the following should the technician do NEXT to troubleshoot this problem?

- A. Confirm that the laptop wireless card is turned on.
- B. Confirm that the laptop is in range for the access point.
- C. Confirm that the correct wireless network is selected.
- D. Confirm the user's network login ID and password.

Answer: A

QUESTION 2

Several company users are frequently forgetting passwords for their mobile devices and applications. Which of the following should the systems administrator do to reduce the number of help desk tickets submitted?

- A. Implement single sign-on.
- B. Enable multifactor authentication.
- C. Configure biometric authentication.
- D. Remove complex password requirements.

Answer: A

QUESTION 3

Which of the following cloud computing concepts allows scalable services to be provided to the client?

- A. On-demand
- B. Metered
- C. Rapid elasticity
- D. Resource pooling

Answer: C

QUESTION 4

During an inspection, it was found that data racks were not properly grounded. To pass the inspection and address a growing concern to protect data cabling and equipment, a technician must make sure all racks are properly grounded.

Which of the following tools should the technician use to verify this has been completed?

- A. Multimeter
- B. Cable tester
- C. Tone generator
- D. Voltmeter

Answer: A

QUESTION 5

A technician was called to check an unexpected clicking noise on a desktop that has become more frequent every time a video editing application is loaded. The system fans have been replaced, but the clicking noise remains. Diagnostics have been run on the video card. Which of the following should the technician do FIRST?

- A. Replace the hard drive.
- B. Replace the video card.
- C. Do a System Restore.
- D. Perform a full data backup.
- E. Scan the system for viruses.

Answer: D

QUESTION 6

Which of the following devices can be used to connect multiple devices within broadcasting to every network port?

- A. Unmanaged switch
- B. Hub
- C. Firewall
- D. Cable modem

Answer: A

QUESTION 7

SIMULATION

Laura, a customer, has instructed you to configure her home office wireless access point. She plans to use the wireless network for finances and has requested that the network be setup with the highest encryption possible. Additionally, Laura knows that her neighbors have wireless networks and wants to ensure that her network is not being interfered with by the other networks. She requests that the default settings be changed to the following.

Wireless Name: HomeWiFi
Shared Key: CompTIA
Router Password: Secure\$1

Finally, Laura wants to ensure that only her laptop and Smartphone can connect to the network.

Laptop: IP Address 192.168.1.100
Hardware Address: 00:0A:BF:03:C4:54
Smartphone: IP Address 192.168.1.101
Hardware Address: 09:2C:D0:22:3F:11

INSTRUCTIONS

Configure Laura's wireless network using the network adapter window. If at any time you would like to bring back the initial state of the situation, please click the Reset All button.

Laura's Wireless Configuration

WIRELESS SETUP **NETWORK FILTER** **ADMINISTRATOR TOOLS**

Wireless Network Settings

Enable Wireless: ☒

Wireless Network Name: (Also called the SSID)

Wireless Channel:

Disable SSID Broadcast: ☐

802.11g Only Mode: ☐

Wireless Security Mode

Security Mode:

WPA2

Passphrase:

Confirmed Passphrase:

Laura's Wireless Configuration


WIRELESS SETUP **NETWORK FILTER** **ADMINISTRATOR TOOLS**


Please enter the same password into both boxes for confirmation.


Password:

Verify Password:

Laura's House

 Wireless Network Name: **Default**
Security Mode: **Open**
Wireless Channel: **11**

 Wireless Network Name: **MyWi**
Security Mode: **WEP**
Wireless Channel: **6**

 Wireless Network Name: **PatsWiFi**
Security Mode: **WEP**
Wireless Channel: **11**

Laura's Wireless Configuration

WIRELESS SETUP **NETWORK FILTER** **ADMINISTRATOR TOOLS**

Wireless Network Settings

Enable Wireless: ☐

Wireless Network Name: (Also called the SSID)

Wireless Channel:

Disable SSID Broadcast: ☐

802.11g Only Mode: ☐

Wireless Security Mode

Security Mode:

Laura's Wireless Configuration

WIRELESS SETUP **NETWORK FILTER** **ADMINISTRATOR TOOLS**

Turn MAC Filtering ON: ☐

Allow the following MAC Addresses

<input type="checkbox"/>	<input type="text"/>
<input type="checkbox"/>	<input type="text"/>
<input type="checkbox"/>	<input type="text"/>
<input type="checkbox"/>	<input type="text"/>

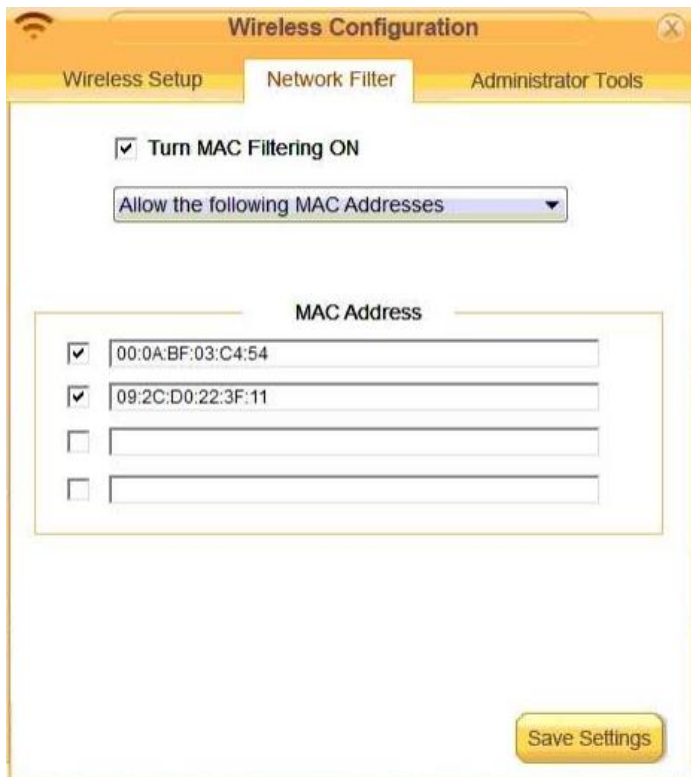
Answer:



The image shows the 'Wireless Configuration' window with the 'Wireless Setup' tab selected. The window has a title bar with a wireless icon and a close button. Below the title bar are three tabs: 'Wireless Setup', 'Network Filter', and 'Administrator Tools'. The 'Wireless Setup' tab contains the following settings:

- WIRELESS NETWORK SETTINGS:**
 - Enable Wireless: ☒
 - Wireless Network Name: HomeWiFi (Also called the SSID)
 - Wireless Channel: 1 (dropdown menu)
 - Disable SSID Broadcast: ☐
 - 802.11g Only Mode: ☐
- WIRELESS SECURITY MODE:**
 - Security Mode: Enable WPA2 Wireless Security (enhanced) (dropdown menu)
- WPA2:**
 - Passphrase: CompTIA
 - Confirmed Passphrase: CompTIA

A 'Save Settings' button is located at the bottom right of the window.



The image shows the 'Wireless Configuration' window with the 'Network Filter' tab selected. The window has a title bar with a wireless icon and a close button. Below the title bar are three tabs: 'Wireless Setup', 'Network Filter', and 'Administrator Tools'. The 'Network Filter' tab contains the following settings:

- ☒ Turn MAC Filtering ON
- Allow the following MAC Addresses (dropdown menu)
- MAC Address** (table):

<input checked="" type="checkbox"/>	00:0A:BF:03:C4:54
<input checked="" type="checkbox"/>	09:2C:D0:22:3F:11
<input type="checkbox"/>	
<input type="checkbox"/>	

A 'Save Settings' button is located at the bottom right of the window.

Wireless Configuration

Wireless Setup Network Filter Administrator Tools

ADMIN PASSWORD

Please enter the same password into both boxes for confirmation.

Password:

Verify Password:

Save Settings

QUESTION 8

Drag and Drop Question

Drag each mobile technology to the description of its use. Some answers will not be used.

Description	Wireless technology
Devices use haptic confirmation for sharing data wirelessly.	NFC
Devices are paired using a code for sharing data wirelessly.	Hotspot
Devices are placed in close proximity within line of sight for sharing data wirelessly.	IR
Devices are connected via a wire for sharing data or connectivity.	Tethering
	Bluetooth
	Cellular
	Lightning

Answer:

Description	Wireless technology
IR	
Bluetooth	Hotspot
NFC	
Tethering	
	Cellular
	Lightning

QUESTION 9

Drag and Dro Question

A customer, Ann, has requested two custom PCs, one to be used for gaming and the other to be used as a virtualization workstation for her business.

The gaming PC should support the latest games and gaming peripherals.

The virtualization workstation should be able to host several production virtual machines as part of Ann's home business.

INSTRUCTIONS

Use the tabs at the top to switch between the PCs.

Objects should be placed on the appropriate slot/display areas and can only be used once.

All slot/display areas should be filled.

If at any time you would like to bring back the initial state of the simulation, please click the Reset All button.

Thank You for Trying Our Product

Lead2pass Certification Exam Features:

- ★ More than **99,900** Satisfied Customers Worldwide.
- ★ Average **99.9%** Success Rate.
- ★ **Free Update** to match latest and real exam scenarios.
- ★ **Instant Download** Access! No Setup required.
- ★ Questions & Answers are downloadable in **PDF** format and **VCE** test engine format.
- ★ Multi-Platform capabilities - **Windows, Laptop, Mac, Android, iPhone, iPod, iPad**.
- ★ **100%** Guaranteed Success or **100%** Money Back Guarantee.
- ★ **Fast**, helpful support **24x7**.



View list of all certification exams: <http://www.lead2pass.com/all-products.html>



10% Discount Coupon Code: ASTR14