



Vendor: Network Appliance

Exam Code: NS0-520






Exam Name: NetApp Certified Implementation Engineer -
SAN ONTAP

Version: DEMO

QUESTION 1

A customer wants to add a 2-port, 32 Gb FC card to support NVMe in an AFF A700 2-node cluster. Currently, there are cards in slots 1, 2, 4, 6, 8, and 9.

Referring to the exhibit, what is the number of the slot that should be used?

Priority	Category	Bus Type	Mktg Part No	Images	LED	Mig Part No	Description	Optical Module	Cables	Supported Speed (s)	Min ONTAP	MAX Qty ^[1]	Priority Slot Assignment
1	NVRAM	IO Module	X93140A		View	111-03190	NVRAM10 32GB	Not Supported	View		9,1RC2, 9,2RC1, 9,3RC1, 9,4RC1, 9,5RC1	1	6
2	Networking	IO Module	X91440A ^[2]		View	111-02590	2p 40GbE NIC Cu/Op	QSFP Optional	View	ETH: 10/40 Gbps	9,1RC2, 9,2RC1, 9,3RC1, 9,4RC1, 9,5RC1	6 ^[2]	4,6,9,1,10,2,11,3,7,6
3	Block Access	IO Module	X91135A		View	111-03789	4p 32Gb FC SFP - Op	SFP + Included	View	FC:8/16/32 Gbps FC:16/32 Gbps	9,3RC1, 9,4RC1, 9,5RC1	6	9,1,10,2,11,3,7,6
4	Block Access	IO Module	X91134A		View	111-03431	2p 32Gb FC Op	SFP + Included	View	FC:8/16/32 Gbps FC:16/32 Gbps	9,1RC2, 9,2RC1, 9,3RC1, 9,4RC1, 9,5RC1	6	9,1,10,2,11,3,7,6,8
5	Block Access	IO Module	X91143A		View	111-02397	4p 16Gb 10Gb UTA2 Cu/Op	SFP + Optional	View	ETH: 1/10 Gbps FC:4/8/16 Gbps	9,1RC2, 9,2RC1, 9,3RC1, 9,4RC1, 9,5RC1	6	9,1,10,2,11,3,7,6,8

- A. 10
- B. 3
- C. 5
- D. 7

Answer: C

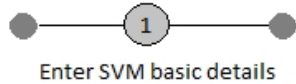
QUESTION 2

Referring to the exhibit, which two elements are required for NVMe host access with ONTAP 9.5 and using supported AFF nodes? (Choose two.)

Question

Exhibit

Storage Virtual Machine (SVM) Setup



SVM Details

? Specify a unique name and the data protocols for the SVM

SVM Name:

? IPspace: ▼

? Data Protocols: CIFS NFS iSCSI FC/FCoE

? Default language: ▼

The language of the SVM specifies the default language encoding setting for the SVM and its volumes. Using a setting that incorporates UTF-8 character encoding is recommended.

? Security Style: ▼

Root Aggregate: ▼

DNS Configuration

Specify the DNS domain and name servers. DNS details are required to configure the CIFS protocol.

? Search Domains:

? Name Servers:

- A. You need 16 Gb FC HBAs installed in the AFF nodes.
- B. You must have the license installed for NVMe support in the cluster.
- C. You must have the license installed for FC support in the cluster.
- D. You need 32 Gb FC HBAs installed in the AFF nodes.

Answer: CD

QUESTION 3

A customer is required to encrypt iSCSI traffic across their public network.

In this scenario, which method will accomplish this task?

- A. dot1q
- B. IPsec

- C. NVMe
- D. CHAP

Answer: B

QUESTION 4

You use iSCSI to present a LUN to a newly installed Windows 2016 Server. You have created the volume and LUN on the NetApp cluster. When you perform a hardware rescan on the Windows host, you cannot see the newly presented storage.

What are three reasons for this problem? (Choose three.)

- A. The protocol has not been enabled on the NetApp cluster.
- B. You need to add the IQN of the Windows host to the newly created LUN.
- C. The IQN of the Windows host is not included in the igroup for the new LUN.
- D. The wrong igroup has been associated with the new LUN.
- E. The volume has not been enabled for iSCSI access.

Answer: ABD

QUESTION 5

As a system administrator, you perform a routine check of available storage space on your FAS2750. You notice that the vol_1 volume is approaching 100% capacity. The volume is configured with the space guarantee set to volume and the LUN reservation is disabled. You want to free up space in the volume without increasing its size.

Which action would accomplish this task?

- A. Increase the size of the LUN.
- B. Increase the Snapshot Reserve.
- C. Increase the aggregate size.
- D. Use deduplication.

Answer: C

QUESTION 6

An administrator reviews the Upgrade Advisor before performing an upgrade of their ONTAP cluster.

What information is detailed in the report? (Choose two.)

- A. pre-upgrade checks
- B. performance metrics
- C. risk exposures
- D. cluster interconnect checks

Answer: AD

QUESTION 7

You want to create an additional SVM from the System Manager GUI to serve data only using block-based protocols. You know the SVM name, the aggregate containing the root volume, and the required protocols.

What other information is required to successfully create this SVM?

- A. name servers
- B. SVM Management LIF network details
- C. search domains
- D. root volume security style

Answer: D

QUESTION 8

An administrator is configuring their Ethernet switches to support an AFF A300 cluster that will be providing iSCSI LUNs to servers. The switches are also used for other traffic from various hosts.

In this scenario, which statement about the switch configuration is correct?

- A. Use a larger MTU size at the SAN connection rather than the host connections to allow for greater SAN bandwidth.
- B. Use network ports as access ports only.
- C. Use multiple VLANs to segregate iSCSI traffic from other traffic types
- D. Use a single VLAN to consolidate all data traffic on the switches.

Answer: A

QUESTION 9

You are implementing a new AFF A800 HA pair and are required to migrate NetApp E-Series E2624 data to the AFF A800 controllers. You do not have a host server that is available for the migration.

In this scenario, which NetApp migration method is supported?

- A. OnCommand Unified Manager (OCUM)
- B. NetApp Data Availability Services (NDAS)
- C. SnapMirror Synchronous (SM-S)
- D. Foreign LUN Import (FLI)

Answer: D

QUESTION 10

You have three Windows servers and one Linux server, each with dual-ported HBAs that are connected into a dual fabric.

In this scenario, what is the minimum number of zones that you need to create within each fabric switch?

- A. 8
- B. 1

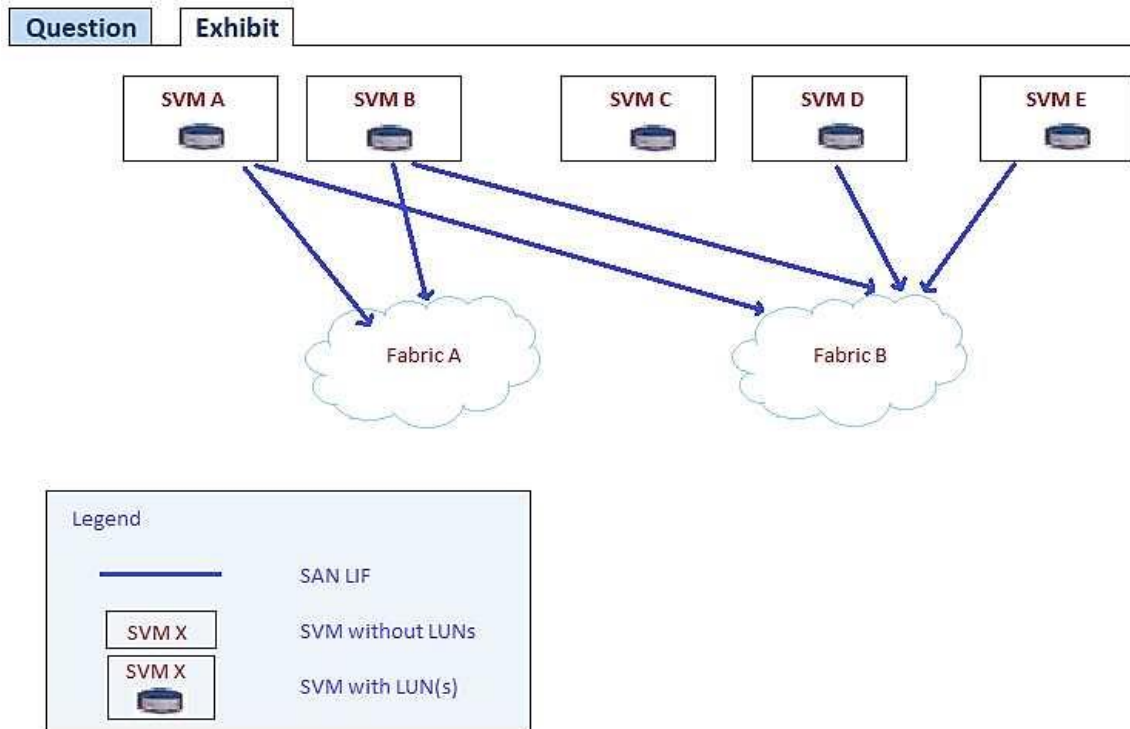
- C. 4
- D. 2

Answer: A

QUESTION 11

An administrator has an ONTAP cluster with SVMs and LUNs as shown in the exhibit. Hosts attempting to connect to LUNs mapped from SVM "C" are unable to see their LUNs. The hosts are not configured to connect to any other SVM.

Which action should be performed to restore multi-path connectivity to the LUNs in this scenario?



- A. Create LIFs on SVM "C" for host connectivity.
- B. Move the LUN to a different volume within SVM "C".
- C. Move the LUN to SVM "E" to restore connectivity.
- D. Move the LUN to SVM "A" to restore connectivity.

Answer: A

QUESTION 12

Referring to the exhibit, which two LIFs would be optimized paths to LUN /vol/OraDev_Vol/OraDev? (Choose two.)

Question

Exhibit

```

ONTAP Path: AFF_SAN_DEFAULT_SVM:/vol/OraDev_Vol/OraDev
LUN: 0
LUN Size: 65g
Product: cDOT
Host Device: 3600a09803830374a645d4933616f5275
Multipath Policy: service-time 0
Multipath Provider: Native
    
```

host path state	vserver path type	/dev/ node	host adapter	vserver LIF
up	primary	sdf	host2	aff_node-01_0e_A
up	primary	sdb	host1	aff_node-01_0g_A
up	secondary	sdd	host1	aff_node-02_0g_A
	secondary	sdh	host2	aff_node-02_0e_A

- A. aff_node-01_0g_A
- B. aff_node-02_0e_A
- C. aff_node-02_0g_A
- D. aff_node-01_0e_A

Answer: A

QUESTION 13

Automatic host-side space management with SCSI T10 thin-provisioned LUNs is achieved by which feature of ONTAP?

- A. fractional reserve
- B. space allocation
- C. space reservation
- D. volume auto-grow

Answer: B

QUESTION 14

You have an SVM that serves LUNs to your hosts in an FC SAN environment. This SVM runs on a 4- node cluster and has two data LIFs on each node, according to best practices. You just created a LUN and mapped it to your initiators group. The LUN is owned by node01.

In this scenario, what would be an appropriate test for LUN mobility?

- A. Move the LUN to node02.
- B. Mirror the LUN to another node in your cluster.
- C. Physically disconnect the SAN ports, and verify if the SAN data LIFs automatically move to other hosts.

D. Copy the LUN to another node and create a new LUN map.

Answer: A

QUESTION 15

While expanding a 200 GB LUN in an ONTAP 9.4 system, the following error is observed:

```
cluster1::*> lun resize -path /vol/lun_vol/lun -size +3T
Error: command failed: New size exceeds this LUN's initial geometry
```

What is the cause of this error?

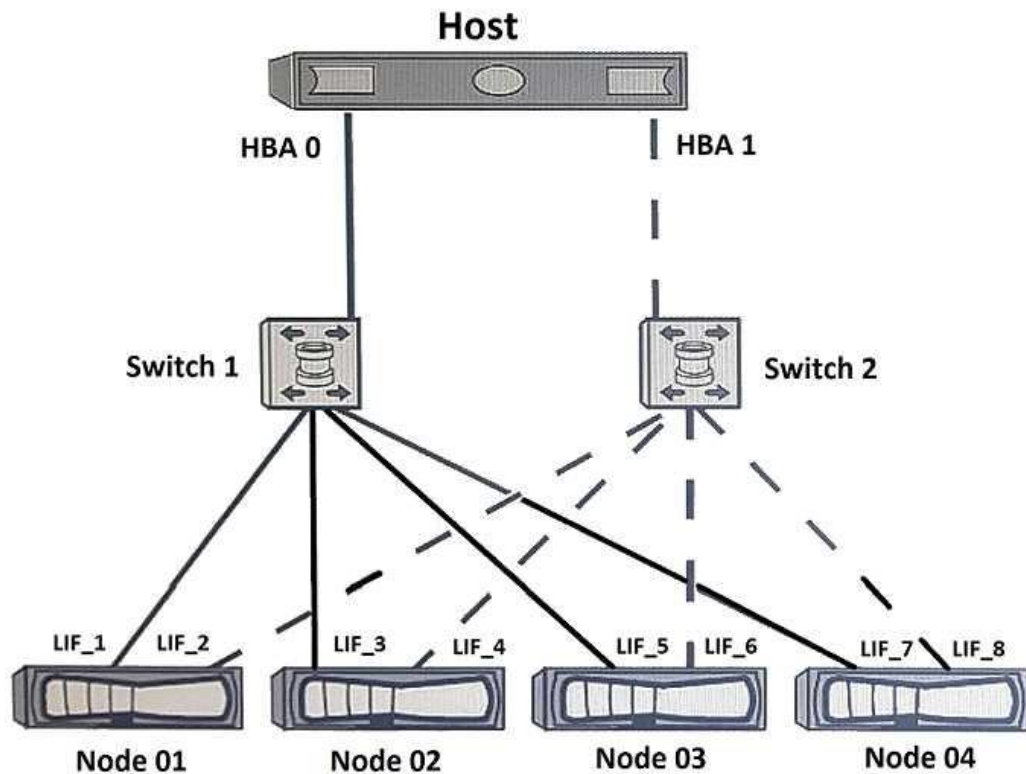
- A. The volume auto-grow is disabled.
- B. The LUN reached maximum capacity.
- C. The LUN can be expanded up to 10 times its original size.
- D. Space reservation is enabled.

Answer: A

QUESTION 16

You have a LUN owned by Node 01 and mapped using the default Selective LUN Map (SLM) configuration. You want to enable your host to access this LUN and facilitate future maintenance.

Which best-practice zone configuration accomplishes this task?



- A. Zone 1: HBA 0, LIF_1, LIF_3, LIF_5 and LIF_7 Zone 2: HBA 1, LIF_2, LIF_4, LIF_6 and LIF_8
- B. Zone 1: HBA 0, HBA 1, LIF_1, LIF_2, LIF_3, LIF_4, LIF_5, LIF_6, LIF_7, LIF_8
- C. Zone 1: HBA 0, LIF_1, LIF_3 Zone 2: HBA 1, LIF_2, LIF_4
- D. Zone 1: HBA 0, HBA 1, LIF_1, LIF_2, LIF_3, LIF_4

Answer: D

QUESTION 17

Which path selection policy is used by Windows Servers using NetApp LUNs that are greater than 2 TB?

- A. Least Queue Depth
- B. Round Robin
- C. Round Robin with Subset Policy
- D. Least Weighted Paths

Answer: C

Thank You for Trying Our Product

Lead2pass Certification Exam Features:

- ★ More than **99,900** Satisfied Customers Worldwide.
- ★ Average **99.9%** Success Rate.
- ★ **Free Update** to match latest and real exam scenarios.
- ★ **Instant Download** Access! No Setup required.
- ★ Questions & Answers are downloadable in **PDF** format and **VCE** test engine format.
- ★ Multi-Platform capabilities - **Windows, Laptop, Mac, Android, iPhone, iPod, iPad**.
- ★ **100%** Guaranteed Success or **100%** Money Back Guarantee.
- ★ **Fast**, helpful support **24x7**.



View list of all certification exams: <http://www.lead2pass.com/all-products.html>



Microsoft



ORACLE



CITRIX



JUNIPER
NETWORKS



EMC²
where information lives

10% Discount Coupon Code: ASTR14